



# STEELTOTEM

## BASIC

Outdoor Single Side

*The Best Solutions For Great Projects*

## Serie 327

**Totem device for  
Digital Signage**

Versatile and powerful tool for  
your Marketing campaigns



### Audiovisual Content

Capture your customers' attention with visual content, animations, videos and interactive advertising.



### Cloud Solutions

Update your content remotely and change the content of your campaign whenever and wherever you want.



### Increase Your Sales

Acquire this powerful communication tool and make a high impact on sales.

*Use our configurator*  
[www.steelperformance.es](http://www.steelperformance.es)

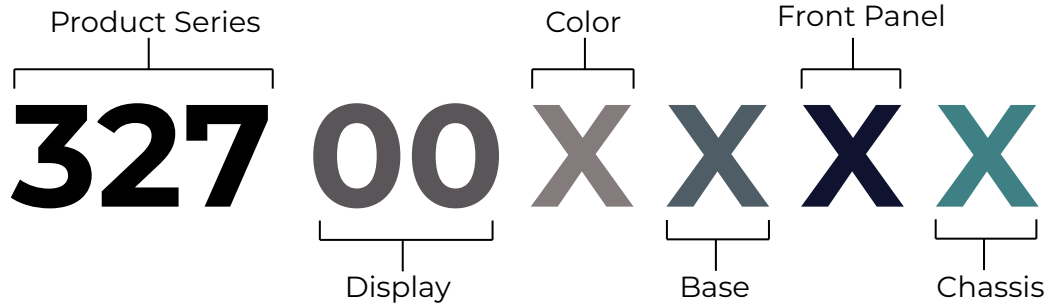
# Series 327

## BASIC

Outdoor Single Side



### PRODUCT CODIFICATION



#### Example: 32755BZCT

SteelTotem Basic With 55" Display; Color White; Base Plinth; Front Panel Extra-Clear Glass, Triple Chassis

#### DISPLAYS

CODE	SIZE
01	32" - 47"
02	49" - 55"
03	60" - 65"
04	70" - 75"
05	80" - 86"
00	Not defined

#### Example: 32702XXXX

SteelTotem Basic with 55" Display

#### COLORS

CODE	DENOMINATION	SAMPLE
A	Black	
B	White	
C	Grey	
X	Not defined	—

#### Example: 32700CXXX

SteelTotem Basic color Grey

#### BASES

CODE	DENOMINATION
E	Trim
Z	Plinth
X	Not defined

#### Example: 32700EXX

SteelTotem Basic base Plinth

#### FRONT PANELS

CODE	DENOMINATION
C	Extra-Clear Glass
F	Anti-reflex glass
X	Not defined

#### Example: 32700XXCX

SteelTotem Basic Front Panel Extra-Clear Glass

#### CHASSIS

CODE	DENOMINATION
T	Triple Chassis
X	Not defined

#### Example: 32700XXXT

SteelTotem Basic Triple Chassis

---

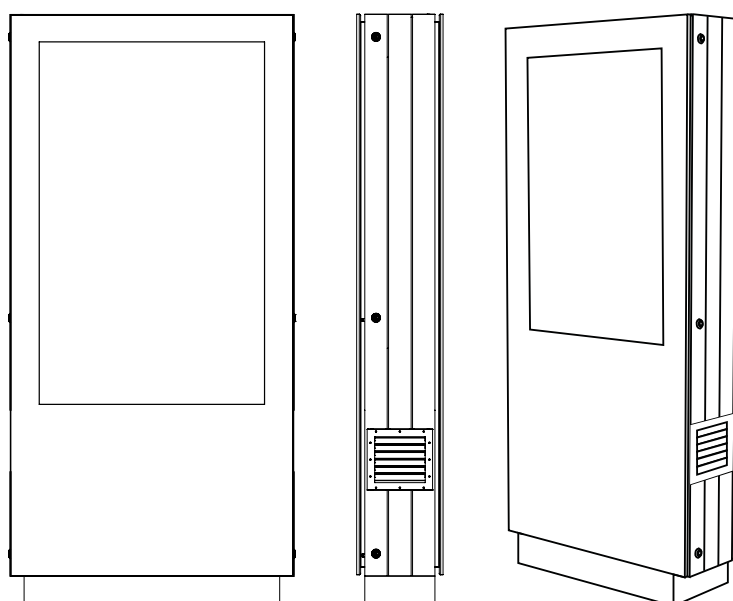
## TECHNICAL CHARACTERISTICS

---

ELEGANCE AND QUALITY OF FINISH

ADAPTABLE TO DIFFERENT MONITOR MANUFACTURERS

FAST AND CUSTOMIZABLE ASSEMBLY



### MATERIALS

- Made of stainless steel and aluminum
- 4+4 tempered and laminated extra-clear glass front and rear safety glass panels
- Polyester paint finish
- Totem Personalization: logos, vinyls and silk-screen printing (Optional)

### COMPONENTS

- VESA and Mini PC support
- Floor anchor base with plinth - trim
- Front and rear door with security lock - 3 / 4 anchor points
- Heating and cooling air conditioning system
- Anchor tray for equipment with 3 sockets power strip
- Electrical protections

### OPTIONAL ACCESSORIES

- Open door switch
- Logo plate
- Backlight
- Speakers
- HID touch film
- Proximity sensor
- Webcam / Microphone
- NFC reader
- LED Perimeter Lighting Kit
- Anti-vandal Motion sensor

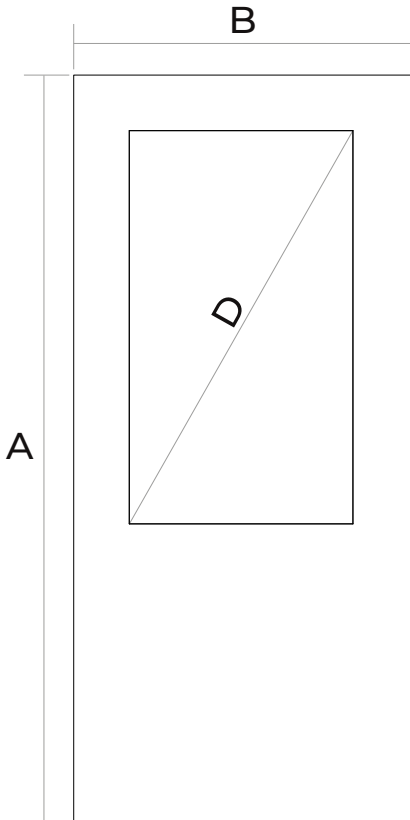
# Serie 327

## BASIC

Outdoor Single Side



### DISPLAYS



The 327 series of Digital Totems covers the complete range of large format displays

CODE	DISPLAY (D)	VESA	DIMENSIONS (A / B) - mm*
32701XXXT	32" - 47"	MIS -F	2000 / 900
32702XXXT	49" - 55"	MIS -F	2100 / 900
32703XXXT	60" - 65"	MIS -F	2300 / 1000
32704XXXT	70" - 75"	MIS -F	2500 / 1150
32705XXXT	80" - 86"	MIS -F	2750 / 1250

\* Other measures to consult

Adaptable to different display manufacturers

### COLORS

Personalize your STEELTOTEM and choose the one that best suits your needs.

CODE	DENOMINATION	SAMPLE
A	Black	
B	White	
C	Grey	

\* Other colors to consult



# Serie 327

## BASIC

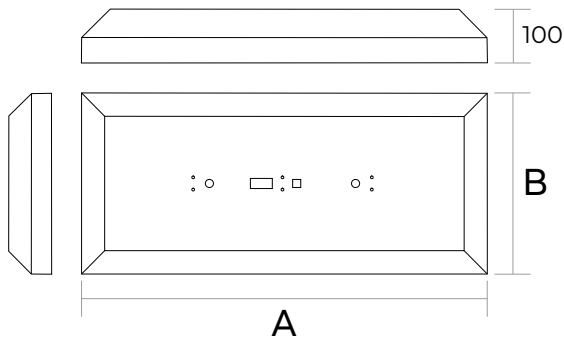
Outdoor Single Side



### BASES

#### TRIM BASE

CODE	DIMENSIONS (mm)			
	A	B		
		SIMPLE C.	DOUBLE C.	TRIPLE C.
32701XEXX	1000	-	-	386
32702XEXX	1000	-	-	386
32703XEXX	1100	-	-	386
32704XEXX	1250	-	-	386
32705XEXX	1350	-	-	386



#### 32702BECT

Totem with trim base, extra-clear front glass and triple chassis



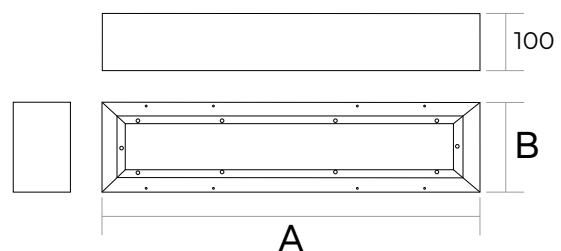
#### 32702CZCT

Totem with pinth base, extra-clear front glass and triple chassis



#### PLINTH BASE

CODE	DIMENSIONS (mm)			
	A	B		
		SIMPLE C.	DOUBLE C.	TRIPLE C.
32701XZXX	800	-	-	220
32702XZXX	800	-	-	220
32703XZXX	900	-	-	220
32704XZXX	1050	-	-	220
32705XZXX	1150	-	-	220



# Serie 327

## BASIC

Outdoor Single Side




### FRONT PANELS



**C**

Extra-Clear Glass



**F**

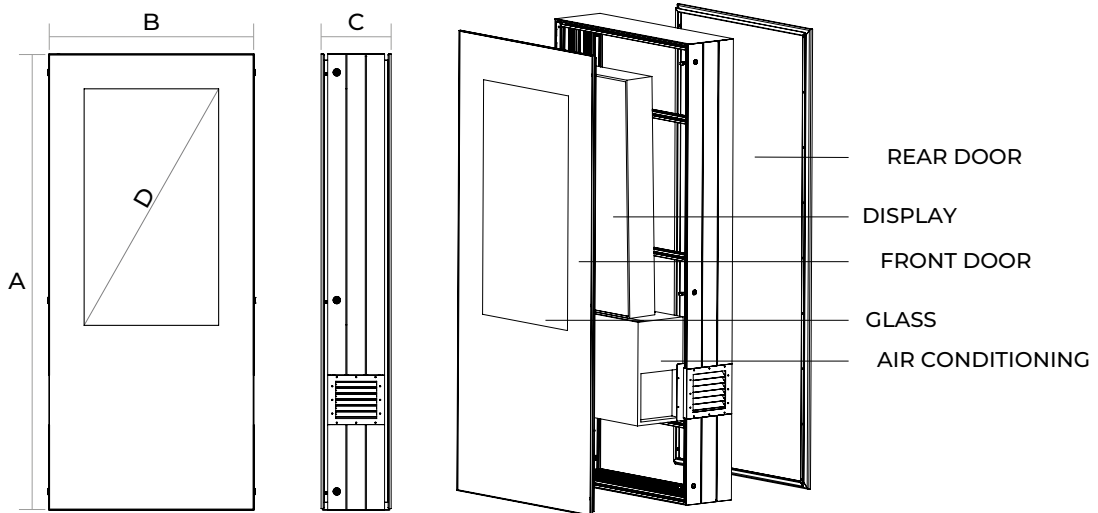
Anti-Reflex Glass

The variety of 327 series front panels allows you to give a more professional finish to your product

CODE	DESCRIPTION	THICKNESS (mm)	AVAILABLE COLORS
<b>C</b>	Laminated tempered Extra-Clear Glass. *Suitable for touch foil.	8	
<b>F</b>	Laminated tempered Anti-Reflex Glass. *Suitable for touch foil.	8	

Choose the type of front panel that best suits your needst

### CHASSIS



CODE	DISPLAY (D)	USEFUL CHASSIS DEPTH (C ')	VESA	DIMENSIONS (mm)* (A / B / C)
32701XXXT	32" - 47"	250	MIS -F	2000 / 900 / 286
32702XXXT	49" - 55"	250	MIS -F	2100 / 900 / 286
32703XXXT	60" - 65"	250	MIS -F	2300 / 1000 / 286
32704XXXT	70" - 75"	250	MIS -F	2500 / 1150 / 286
32705XXXT	80" - 86"	250	MIS -F	2750 / 1250 / 286

\* Other sizes to consult

# Serie 327

## BASIC

Outdoor Single Side




### WEIGHTS

#### TRIPLE CHASSIS TOTEM

CODE	C	F	CODE	C	F
Trim Base			Plinth Base		
32701XEXT	350	350	32701XZXT	350	350
32702XEXT	360	360	32702XZXT	360	360
32703XEXT	400	400	32703XZXT	400	400
32704XEXT	460	460	32704XZXT	460	460
32705XEXT	490	490	32705XZXT	490	490

\* All weights in Kg

### PACKAGING



CODE	DIMENSIONS (mm) (A / B / C)
32701XXXT	2300 / 1100 / 500
32702XXXT	2400 / 1100 / 500
32703XXXT	2600 / 1200 / 500
32704XXXT	2800 / 1350 / 500
32705XXXT	3050 / 1450 / 500